


Mapping Skills Unit for Grades K–3

see the city



see the city



See the City: The Journey of Manhattan Unfurled

About the Book

Matteo Pericoli began his spectacular drawing of Manhattan in 1998. *Manhattan Unfurled* was published in October 2001 and was quickly embraced by New York City and the entire country. In this new version for young people, the drawing is bound into two sections (East Side and West Side) in an unusual and eye-catching new format. Pericoli adds simple text and hand-drawn labels, telling young readers how he came to create his drawing (the journey includes boat rides, a motorcycle, and hundreds of photographs). He also encourages kids to see—and draw—a place in a whole new way. “Draw everything,” he tells them, “and you’ll know a place as you never did before.” A wonderful tribute to Manhattan, to cities, and to thinking like an artist.

Mapping Skills

Use *See the City: The Journey of Manhattan Unfurled* to introduce students to mapping skills. Have students explore how they fit into the world by first having them map things they know—their bedroom, their house, their neighborhood, or their school. Then introduce more complex maps or a globe to help students understand their place in the world and to help them analyze maps of their community, other cities, and the world. Use the reproducible activity pages below to help you start your mapping unit.

Vocabulary


Make sure your students are familiar with common words used in maps. Write words on chart paper and discuss as a group the meanings, then hang it up in classroom for students to refer to throughout the unit.

North
South
East
West
Compass Rose
Globe
Key/Legend
Location

See the City: The Journey of Manhattan Unfurled by Matteo Pericoli is available at your library or bookstore.

For a comprehensive guide for grades 2 up, visit us at www.randomhouse.com/teachers.

Name: _____



**Maps can show you where you are—
in your bedroom, in your house . . .**

Make a map of...

Your Bedroom

A large, empty rectangular box with a black border, intended for the student to draw a map of their bedroom.

Your House

A large, empty rectangular box with a black border, intended for the student to draw a map of their house.

See the City: The Journey of Manhattan Unfurled by Matteo Pericoli
is available at your library or bookstore.

Teachers: Reproduce to use in your classroom.

Name: _____



**Or in your school, in your town,
in your state, or in the world!**

Make a map of...

Your Street

Your Town

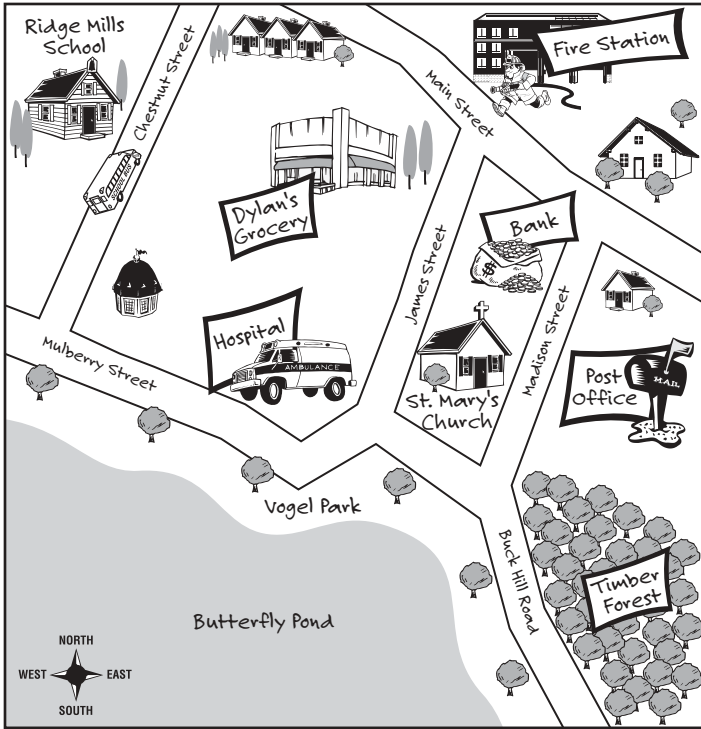
Extension: Once students are ready, ask students to continue this activity by mapping their state, the United States, and the world.

See the City: The Journey of Manhattan Unfurled by Matteo Pericoli is available at your library or bookstore.

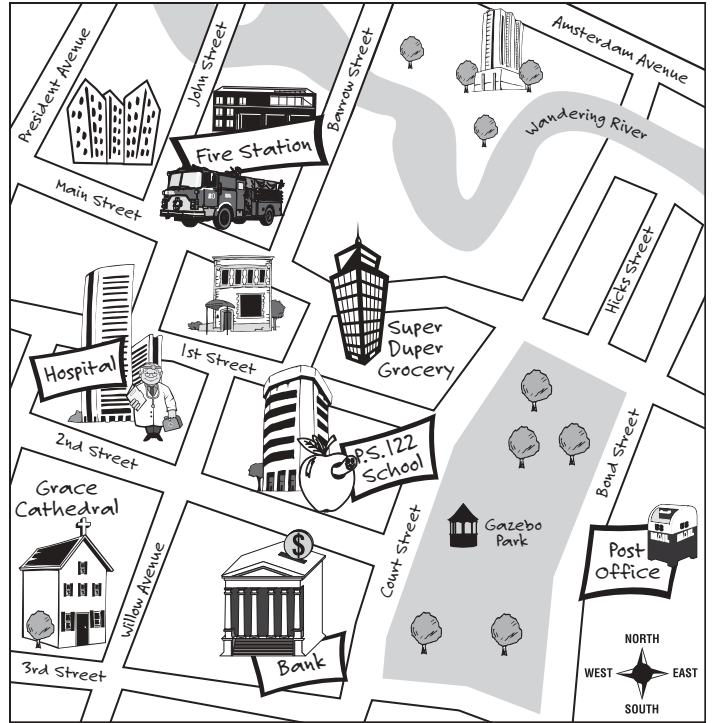
Teachers: Reproduce to use in your classroom.

Name: _____

Big cities or small towns, maps help people get around.



MAP A



MAP B

Which map looks most like your town? _____

Pick a map and give directions to get from the post office to the hospital.

Map: A or B

(CIRCLE ONE)

Directions: _____

Pick a map and give directions to get from the school to the fire station.

Map: A or B

(CIRCLE ONE)

Directions: _____

Pick a map and give directions to get from the park to the bank.

Map: A or B

(CIRCLE ONE)

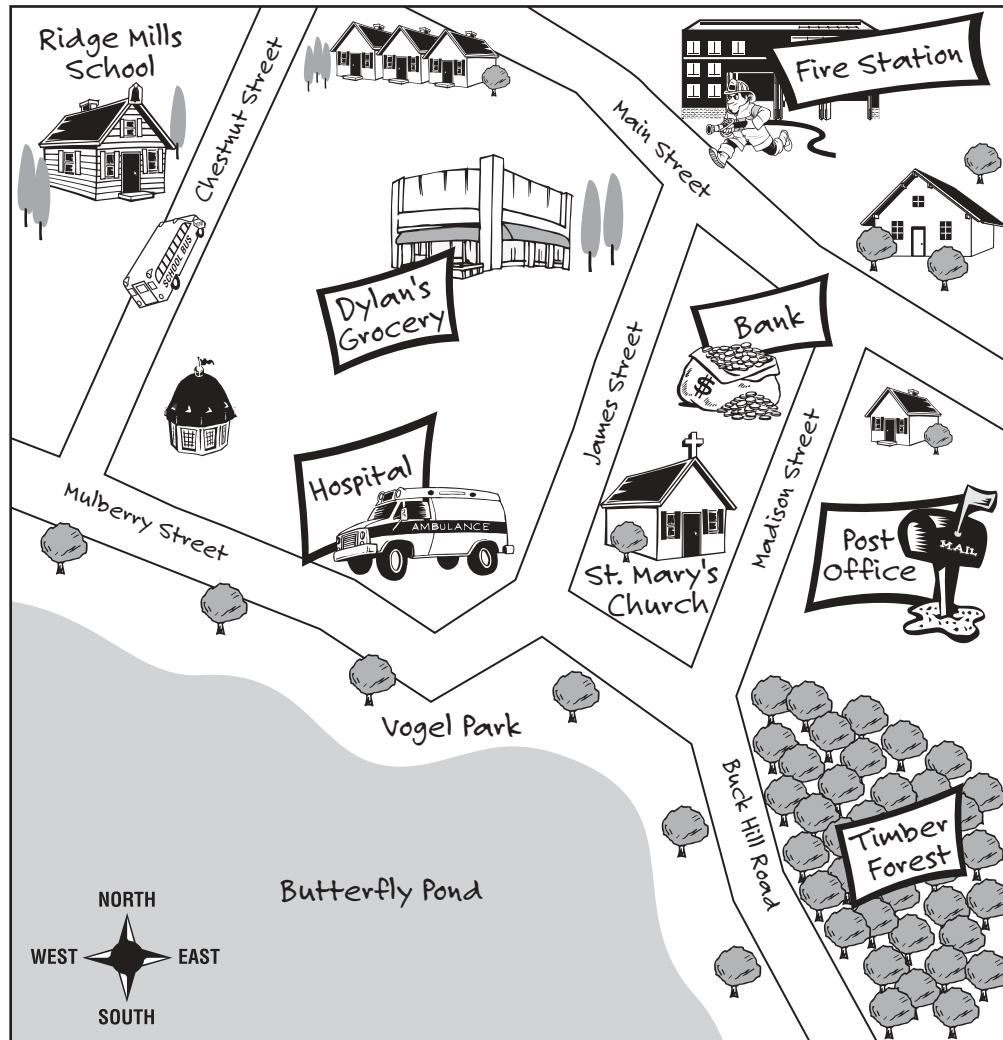
Directions: _____

See the City: The Journey of *Manhattan Unfurled* by Matteo Pericoli is available at your library or bookstore.

Teachers: Reproduce to use in your classroom.

Name: _____

Using the word box, fill in the correct words to make the statements true based on the map above.



NORTH	EAST	SOUTH	WEST
-------	------	-------	------

The park is _____ of the bank.

The post office is _____ of the hospital.

The fire station is _____ of the church.

The school is _____ of the grocery store.

See the City: The Journey of *Manhattan Unfurled* by Matteo Pericoli is available at your library or bookstore.

Teachers: Reproduce to use in your classroom.