


MAKE YOUR OWN NATE THE GREAT MAGNIFYING GLASS

Color your magnifying glass and carefully cut it out. Write your name in the center of the glass. Decorate your classroom and then you're ready to solve some mysteries!



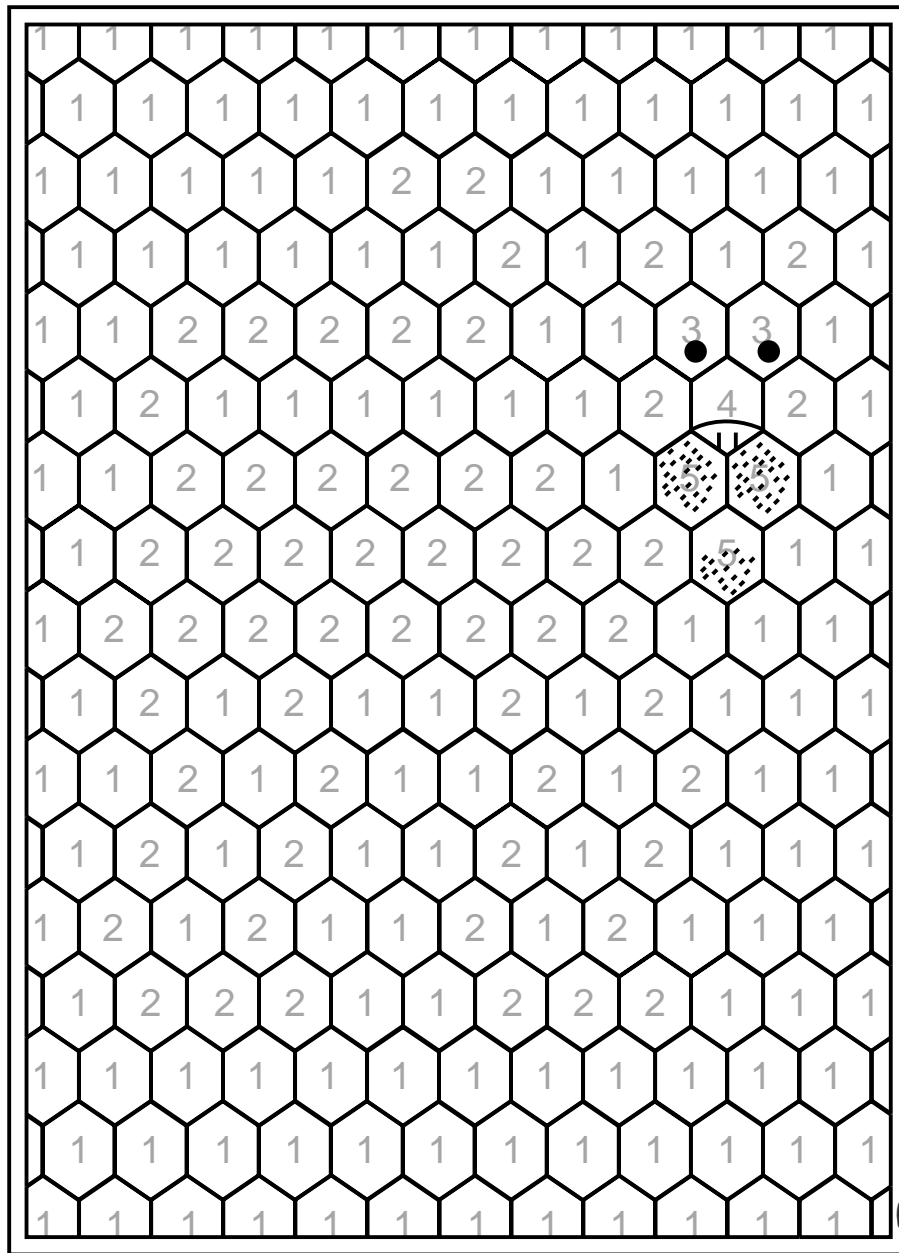
NATE THE GREAT NAME TAGS



Name _____

MOSAIC PICTURE RIDDLE

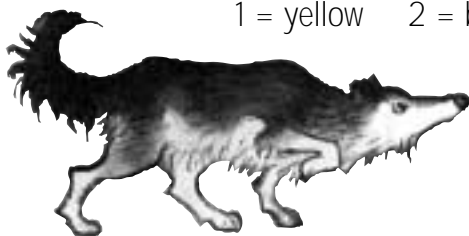
Help Nate Figure Out Which Pet Is Missing



Can you figure out which pet is hidden in this picture?

To solve this puzzle, color in the spaces as follows:

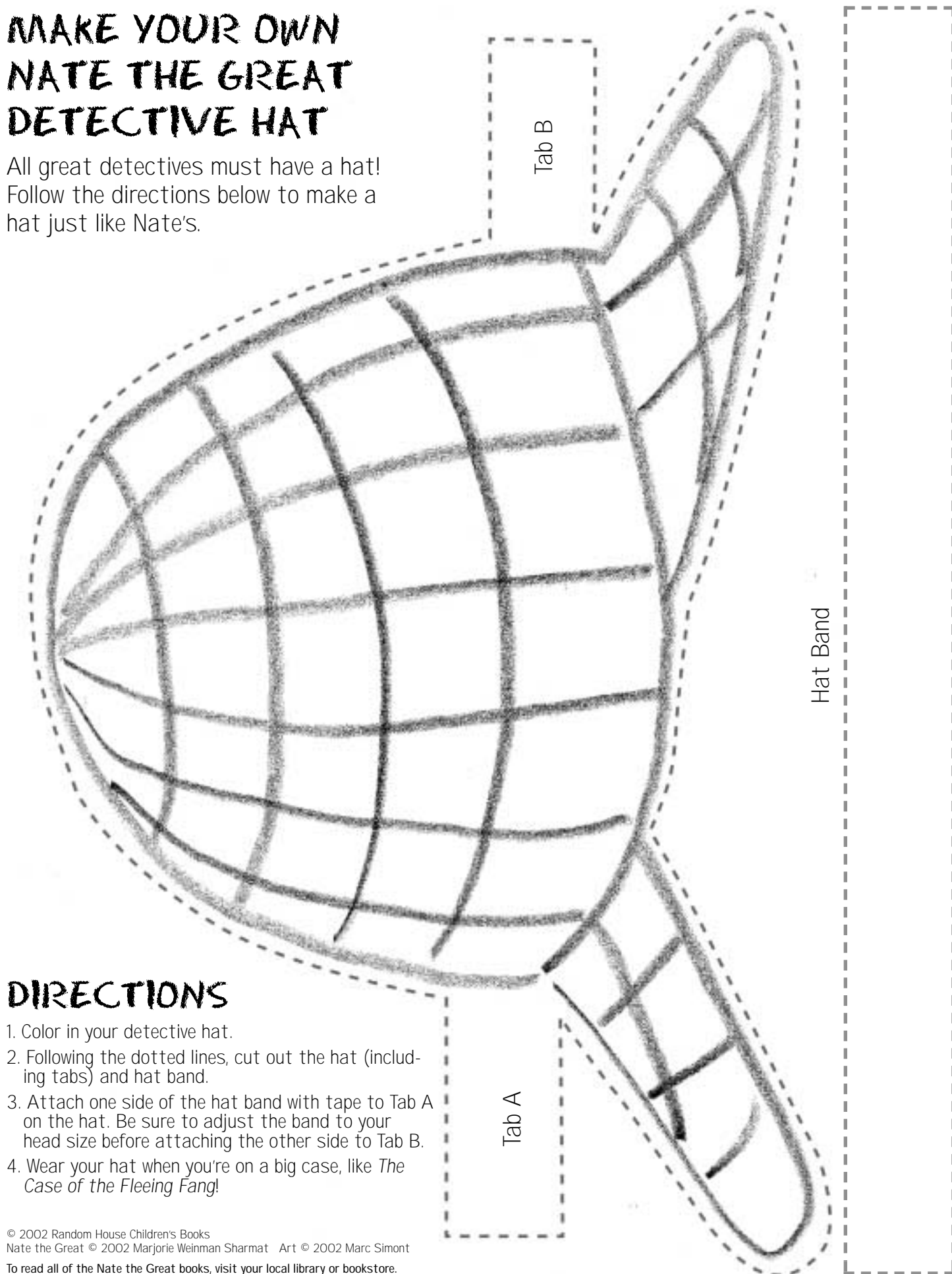
1 = yellow 2 = black 3 = green 4 = red 5 = brown



Answer: _____

MAKE YOUR OWN NATE THE GREAT DETECTIVE HAT

All great detectives must have a hat!
Follow the directions below to make a
hat just like Nate's.





DIRECTIONS

1. Color in your detective hat.
2. Following the dotted lines, cut out the hat (including tabs) and hat band.
3. Attach one side of the hat band with tape to Tab A on the hat. Be sure to adjust the band to your head size before attaching the other side to Tab B.
4. Wear your hat when you're on a big case, like *The Case of the Fleeing Fang!*

Name _____

SHOW NATE THE WAY TO THE FLEEING FANG!

Help Nate and Sludge find Annie's dog, Fang. After you find him, you can color the maze.



Name _____

NATE'S SECRET WORD SEARCH

How many of the following words can you find?
Magnifying glasses allowed!



ALIBI
EVIDENCE
SLEUTH
CLUE
MOTIVE

SUSPECT
DEDUCTION
RED HERRING
WITNESS

Name _____

NATE'S FRACTION HUNT MYSTERY MESSAGE

_____ /

_____ !

Follow the fractional instructions below and write the correct parts of each of the following words, in order, on the lines above to decode Nate's Mystery Message.

1. The first half of REMEDY
2. The first quarter of EMPLOYED
3. The last half of LUMBER
4. The first two-fourths of GONE
5. The last third of TRIPOD
6. The third fifth of UNDER
7. The last three-eighths of COMPLETE
8. The last fourth of INSTRUCT
9. The last four-fifths of LIVES
10. The last seventh of RESOLVE
11. The first third of ATTACK
12. The last fourth of TRAP
13. The second third of PLANTS
14. The first two-sevenths of CAUTION
15. The last third of STRIKE
16. The first OR last sixth of SCALES



**NOW READ NATE'S
MESSAGE!!**




Name _____

NATE'S COLOR WHEEL

Following your teacher's instructions, fill in each of the primary colors and secondary colors in the blanks below. Then, color in the different sections of your color wheel.

Don't forget, yellow is at the top!



PRIMARY COLORS

SECONDARY COLORS

Red + Yellow = _____
Yellow + Blue = _____
Blue + Red = _____

