

# Prefixes Everywhere!

## Spotlight on “Sub-”

“Sub-” is another prefix that means *under* or *less than*.

READ each sentence. UNSCRAMBLE the **bold** word.  
FILL IN the blanks with the unscrambled words.

HINT: All of the words start with the prefix “sub-”  
or “under-.”



I always **reeduniln** my name when I sign notes.

If you had a **serabimun**, you could go deep under the ocean.

Walt wants to build an **wretunerda** city. He likes fish!

To join the club, you have to **tumbis** a form online.

Garrett put stickers on the **sidderune** of his skateboard.

We took the **wabusy** to the Central Park Zoo.

The **buttelis** of this book is *A True Story*.

We live in a **rubbus** of Chicago.

We get **bezrous** temperatures here every winter!

Dad wears an **thirsderun** beneath his fancy shirts.

Don't talk about frogs! That's a forbidden **jebcust**.

The train goes **gerruddounn** through a tunnel.

Lydia doesn't like me. She treats me like I'm **baushnum**.

Mom will **cattrubs** a dollar from my allowance if  
I skip a chore.

1. \_\_\_\_\_

2. \_\_\_\_\_

3. \_\_\_\_\_

4. \_\_\_\_\_

5. \_\_\_\_\_

6. \_\_\_\_\_

7. \_\_\_\_\_

8. \_\_\_\_\_

9. \_\_\_\_\_


10. \_\_\_\_\_

11. \_\_\_\_\_

12. \_\_\_\_\_

13. \_\_\_\_\_

14. \_\_\_\_\_

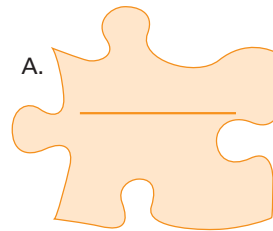
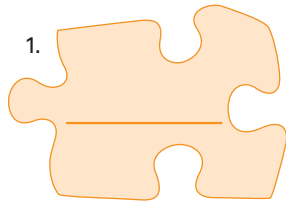


# Homophones

## It's Puzzling!

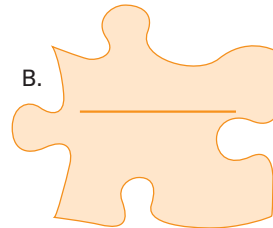
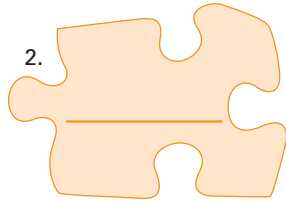
FILL IN a keyword to solve each clue. MATCH each puzzle piece to its homophone partner.

how you say  
something when  
you want to  
be heard



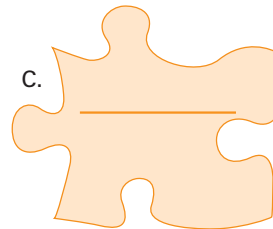
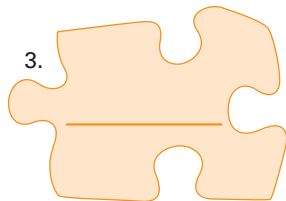
long deep  
breaths of relief

the sound an  
old door makes



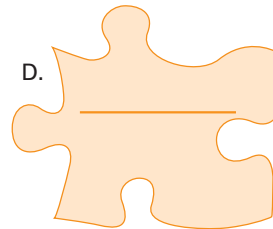
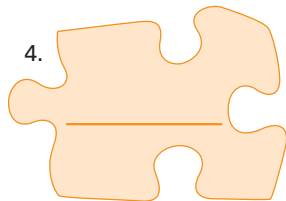
small stream

the head of  
your school




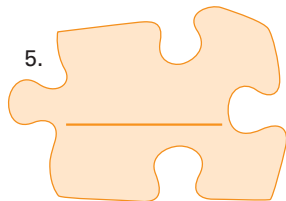
from 2:00 to  
3:00

how big  
something is




not forbidden

belonging to  
you and me



what makes  
you do the right  
thing




**Root It Out**

READ each sentence. WRITE the missing root letters in the blanks.

*duc, duct = lead equ, equi, equa = even, just*


1. If two things are an **equal** distance apart from something they are \_\_\_\_\_ distant.
2. I **led** my friend to meet my mother so that I could intro \_\_\_\_\_ e them.
3. When you **lead** by example you demonstrate good con \_\_\_\_\_ .
4. If something is just okay but could be better, it is ad \_\_\_\_\_ te.
5. The baseball coach tried to **lead** the team to pro \_\_\_\_\_ e more hits.
6. The numbers on both sides of the equals sign are **even** in an \_\_\_\_\_ tion.
7. "The clues **lead** me to one elementary de \_\_\_\_\_ ion," said Sherlock Holmes.
8. The \_\_\_\_\_ tor is an **even** distance from Earth's two poles.
9. People must receive **even**-handed treatment for true \_\_\_\_\_ lity.
10. The pieces of cake were so **uneven** that it's not \_\_\_\_\_ table that my brother got the bigger piece!



# Area & Perimeter

## Around We Go

Find the perimeter by adding the length of every side.



$$24 + 30 + 24 + 30 = 108 \text{ in.}$$


WRITE the perimeter of each shape.



1. \_\_\_\_\_ in.




2. \_\_\_\_\_ in.



3. \_\_\_\_\_ in.



4. \_\_\_\_\_ in.

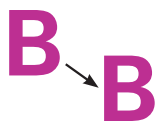


### Any Which Way

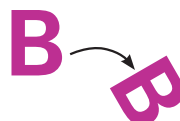
A **flip**, **slide**, or **turn** has been applied to each shape. WRITE *flip*, *slide*, or *turn* on the line.



flip



slide



turn

1. \_\_\_\_\_



2. \_\_\_\_\_



3. \_\_\_\_\_



4. \_\_\_\_\_



5. \_\_\_\_\_




6. \_\_\_\_\_



7. \_\_\_\_\_



8. \_\_\_\_\_



## What's the Password?

WRITE the letters that form a fraction of each word. Then WRITE the letters in order to find the secret password.

1. The first  $\frac{1}{3}$  of **SURVEY** \_\_\_\_\_
2. The first  $\frac{1}{7}$  of **MISSING** \_\_\_\_\_
3. The first  $\frac{2}{9}$  of **MESMERIZE** \_\_\_\_\_
4. The last  $\frac{1}{6}$  of **WINTER** \_\_\_\_\_
5. The first  $\frac{3}{7}$  of **VACCINE** \_\_\_\_\_
6. The middle  $\frac{1}{5}$  of **GRAVY** \_\_\_\_\_
7. The first  $\frac{1}{2}$  of **TINY** \_\_\_\_\_
8. The last  $\frac{2}{7}$  of **HEXAGON** \_\_\_\_\_



Password:

\_\_\_\_\_

\_\_\_\_\_



# Weight

## That Can't Be Right

CIRCLE the person who is most likely stretching the truth.

HINT: Remember, 1 gram (g) is equal to 1,000 milligrams (mg), and 1 kilogram (kg) is equal to 1,000 grams.



Today we had 150 kilograms of sand delivered to fill our backyard sandbox.



I bought a huge pumpkin at the pumpkin patch. It weighs 10,000 milligrams!



I discovered a small caterpillar on the sidewalk. It couldn't have weighed more than 4 grams.



At the museum we saw one of the largest diamonds in the world. It weighs almost 60 grams!





## 5 Essential Tips for Homework Success!

- 1. Create a Homework Zone.** Set up an area in your home for studying, complete with a dictionary, paper, and pens. Make sure the area is free from potential distractions and that study tools are at your child's fingertips to keep her focused on homework.
- 2. Develop Class Files.** Develop a color-coded file for each of your child's classes. Make separate tabs for homework assignments, exams, and projects, so everything is easily accessible when it's time to study.
- 3. Know Your Child.** Because each child is unique, with different learning styles and academic needs, it is important to personalize the learning process even for homework. Does your child learn visually or verbally? Through group activity or quiet thinking time? If you help your child work within his personal style, he will work more effectively.
- 4. Establish Goals.** Help your child set small, attainable goals for each class and help her figure out how to reach them. For example, to get an A in math, she will need to turn in all of her homework, participate in class, etc.
- 5. Set Weekly Milestones.** For big projects or exams, get a large calendar for your child's homework area. Help him set deadlines to ensure projects and studying aren't left until the night before. Celebrate your child's success when each milestone is met.

Get more helpful tips, information, and articles from Dr. Rick at  
[DrRickBlog.com](http://DrRickBlog.com)