




PAGE PER DAY


PRE-K

Now that school is back in session, just a page per day with Sylvan's workbooks can help your Pre-K child get extra practice the easy way. Try the free sample activity pages below, and you and your child can track his or her progress with the fall customizable calendar!



Hide and Seek








FIND and COLOR the rectangles in the picture **red**.
Then COLOR the rest of the picture.



Review

Match Up





DRAW a line to connect each shape with the picture that has the same shape.



Recognizing Shapes

Picking Pairs

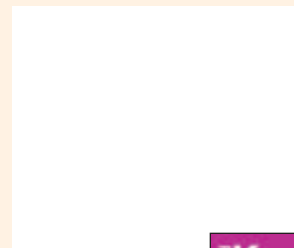











DRAW a line to connect each pair of objects that have the same shape.



Sorting Shapes

Finish the Set

DRAW and COLOR a shape to finish each set.



Shapes in Patterns

Shapely Sequence

DRAW and COLOR shapes to finish each pattern.

Yellow circle
Blue rectangle
Yellow circle
Blue rectangle
Yellow circle
Blue rectangle
Yellow circle
Blue rectangle
White square
White square

Purple star
Orange heart
Purple star
Orange heart
Purple star
Orange heart
Purple star
Orange heart
White square
White square

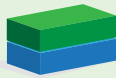
Green oval
Red triangle
Pink square
Green oval
Red triangle
Pink square
White square
White square
White square



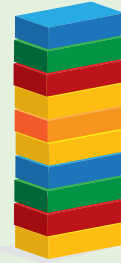
Short & Tall

Which One?

LOOK at each picture. CIRCLE the **short** object. DRAW an X on the **tall** object.



This stack of blocks is **short**.



This stack of blocks is **tall**.



Match Up

There should be one small, medium, and large shape in each group. DRAW a line to put each shape in the correct group.



--	--	--

--	--	--

--	--	--

--	--	--




CUSTOMIZE YOUR OWN CALENDAR FOR EACH MONTH!



Ben's Page per Day Calendar


September 2011



★ = completed Sylvan workbook page

Sunday	Monday	Tuesday	Wednesday	Thursday	Friday	Saturday
				1 Soccer practice 3:00-5:30 pm ★	2 ★	3 John's birthday party 2 pm ★
4	5	6 Art class 3:30-4:30 pm ★	7	8 Soccer practice 3:00-5:30 pm ★	9 ★	10 Go to science museum ★
11 Grandma and Ben did Sylvan page together! ★	12 ★	13 ★	14 ★	15 Soccer practice 3:00-5:30 pm ★	16 ★	17 ★
18	19	20 Art class 3:30-4:30 pm ★	21	22 Soccer practice 3:00-5:30 pm	23	24 Lunch with Thompkins Family
25	26	27	28	29 Soccer practice 3:00-5:30 pm	30 If 25 pages completed, Ben gets new video!	



SAMPLE - See NEXT page.



CUSTOMIZE YOUR OWN CALENDAR FOR EACH MONTH!



Page per Day Calendar



★ = completed Sylvan workbook page

Sunday

Monday


Tuesday

Wednesday

Thursday

Friday

Saturday



25 Quick Tips to Help Kids Reach Their Back-to-School Goals—and Beyond!

The start of a new school year can be a source of anxiety for both children and parents as they adjust to new routines, new teachers and friends, forthcoming homework assignments, and ultimately, tests. Working as a family and keeping the goals simple and achievable are great ways to ease the transition—and succeed!

Encourage your child to . . .

1. **Listen carefully** in class.
2. **Find a way that works** for them to keep notebooks clearly organized.
3. **Set up and maintain** homework and study routines.
4. **Keep the study area at home neat** and well-stocked with supplies.
5. **Keep schedules** for long-range assignments such as book reports, term papers, and science projects.
6. **Set aside a few minutes a day** to read for pleasure!
7. **Learn a new language**—at least a few words.
8. **Participate in class regularly.**
9. **Keep attendance up.**
10. **Cut down on “screen time”** and increase learning time.
11. **Interact with others** to improve social skills.
12. **Exercise more.**
13. **Eat healthily.**
14. **Walk away from bullies**—and not to be one.
15. **Select friends carefully.** They should support, encourage, motivate, challenge, and inspire you.
16. **Set aside some time each day** to reflect about what you’ve accomplished, whom you’ve helped, and what you want to improve.
17. **Keep a journal.**
18. **Participate** in extracurricular activities.
19. **Work on** the school newspaper, literary magazine, or yearbook.
20. **Try a new sport.**
21. **See how many ways** they can apply what you’re learning in school to “real life.”
22. **Write** a short story, a play, and a poem.
23. **Improve technology skills.**
24. **Make sure** homework and all assignments are neat and organized.
25. **Start thinking about the “next stage”**—high school, college, career, or beyond.

Get more helpful tips, information, and articles from Dr. Rick at
DrRickBlog.com