

Storytime with Duck & Goose



BEFORE STARTING THE STORY

Hold up a copy of *Duck & Goose* and ask the children at your story hour about the cover. Tease to the story with questions like “Do you know what kinds of birds these are?” and “Do Duck and Goose look happy in this picture?” Tell the children that the first story you are going to read is all about sharing and ask the kids to raise their hands and tell you what it means to share something. Then say, “This is the story of two best friends, Duck and Goose. They weren’t always best friends, though! They needed to learn to share first! Then they realized they’d have more fun together than they would alone.”

AS YOU READ

Ask engaging questions about the story, such as “What do you think is inside the egg?” or “Duck and Goose are having a hard time sharing. What do you think they should do?”

END THE STORY

Ask the children to raise their hands and tell you the name of one of their friends. Then see if they can remember a time they shared something with their friend. Once you’re done hearing from the audience, ask if everyone would like to hear about Duck and Goose’s favorite colors and read them *Duck & Goose: Colors!*

Illustrations © Tad Hills




For fun all year long, including downloadable activities and games, visit DuckAndGooseBooks.com

For more books by Tad Hills, visit ReadLikeRocket.com


schwartz & wade books

Duck Mask

Look like Duck! With the help of an adult, cut out the mask below and color it in!
Punch holes on either side of the mask and attach elastic or string tied to size.




Illustrations © Tad Hills






Goose Mask

Look like Goose! With the help of an adult, cut out the mask below and color it in!
Punch holes on either side of the mask and attach elastic or string tied to size.






Illustrations © Tad Hills




Duck & Goose Finger Puppets

With the help of an adult, cut out these characters, wrap them around your fingers, and lock in the tabs.




Illustrations © Tad Hills





Duck & Goose Colors Maze

Help Goose find the way back to Duck through the maze! Start at the inchworm (can you find him on the leafy branch?) and finish by the butterfly!

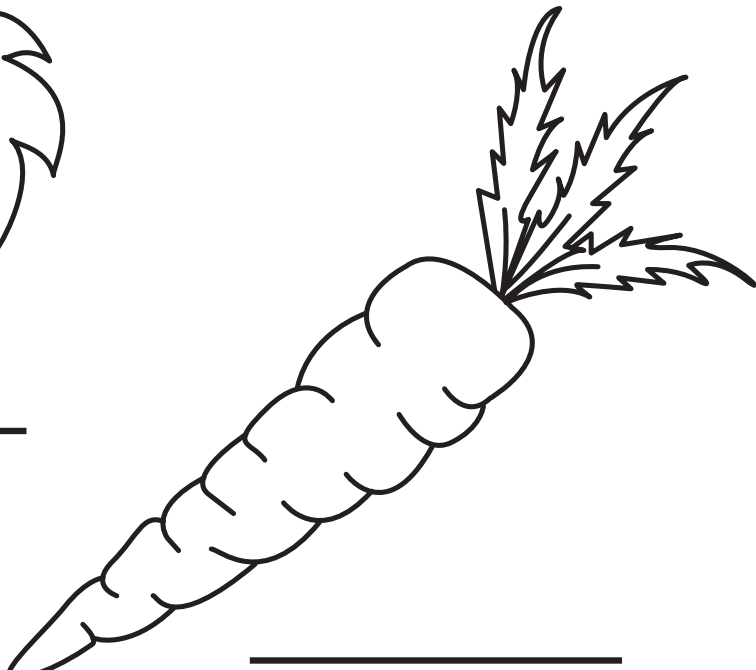

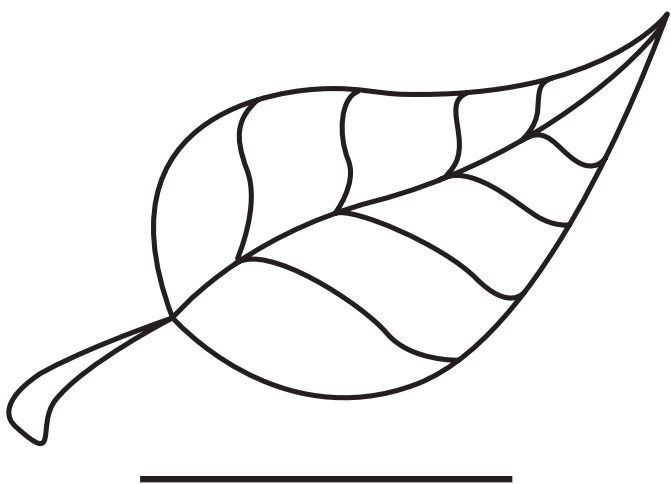




Illustrations © Tad Hills




Help Duck & Goose learn their colors!

Oops! The color fell off of these pictures. Can you help Duck and Goose by coloring in the shapes? Write the colors you use in the space under the picture.



Illustrations © Tad Hills





Now that you've read **Duck & Goose**, draw their picture below.

Don't forget that Goose is white with an orange-and-black beak and black feet, and Duck is yellow with an orange beak and orange feet.



Illustrations © Tad Hills



Duck & Goose Friendship Bracelets

Print this page and cut out the strips below to make friendship bracelets!
Ask an adult for help taping the edges of the bracelet together.

