

It's a
Princess Baby
Party!








Dear Royal Bookseller,

Here comes Princess Baby—and that's cause to celebrate!

Every little girl (and even some big girls, too) has a princess inside her. That's why bestselling author and illustrator Karen Katz created *Princess Baby*—about a charming toddler who only wants to be called by her *proper* name. And since every princess likes a party, here are some activities that will transform your store into a palace!

Here are some tips for hosting the perfect royal ball:

-  Invite the princesses, their mommies and daddies, and your staff to come dressed in their finest royal outfits. Shiny crowns, fancy dresses, sparkly shoes, velvet capes, and glittery jewels are strongly encouraged!
-  Decorate your store with balloons and streamers and create a royal throne. Princesses love things that shine, so add plenty of sparkle!
-  They might not like to be called “Cupcake” or “Gumdrop” but Princess Babies love sweet treats.
-  Before the party, make copies of these suggested activities and gather crayons, markers, string, scissors, and tape. Princess Babies have perfect manners, but sometimes they need their grown-up subjects to help!
-  **HAVE FUN!**

**From the Noble Court
at Random House Children's Books**

Hear Ye! Hear Ye! Here I am!

Have the royal guests sit in a circle. Invite each princess to take a turn on the royal throne and introduce herself to the group. Then have the children ask the princess some questions.

Each question should begin with "Princess [name]."

Here are some sample questions:

- What nickname does your mommy or daddy call you?


- What is the name of your pet or favorite stuffed animal?

- Do you have any brothers or sisters?
If so, what are their names?
Do they have any nicknames?

- What is the name of your favorite babysitter or teacher?

- What is your middle name?

- Is there a special nickname that you'd like to be called?



A Crown for Every Princess Baby!

Reproduce this page and give one to each princess. Have them decorate their crown with crayons and markers. Then cut out the crowns, punch out the holes, and tie two pieces of string to the crown. Then tie the two strings together. Now each princess is ready to make her grand entrance!




Illustration © 2008 by Karen Katz

REPRODUCIBLE ACTIVITY

schwartz & wade books



www.princessbabybook.com

www.timeouttoread.com

Princess Baby Says

Play Simon Says with a princess twist! Start the game with the phrase “Princess Baby Says . . .” Demonstrate the activity and then have the children imitate it. Continue naming different activities, going faster and faster until your princesses are in giggles. Then start again!

Here are some activity suggestions:



Princess Baby Says . . .

Make a curtsy

Touch your crown

Wave to your prince

Take a bow

Twirl around



Illustration © 2008 by Karen Katz

schwartz & wade books


RANDOM HOUSE
CHILDREN'S BOOKS

www.princessbabybook.com www.timeouttoread.com

EVENT SUGGESTION

Color Me Princess Baby!

Hand out the royal crayons and let the princesses color! Purple is an especially royal color, so make sure you have plenty of these crayons.




Illustration © 2008 by Karen Katz

REPRODUCIBLE ACTIVITY

schwartz & wade books


RANDOM HOUSE
CHILDREN'S BOOKS

www.princessbabybook.com www.timeouttoread.com

The Royal Jewel Count

Which is more?
Circle the bigger number on each line below.

Princesses love glittery jewels!



Every Princess needs a magic wand!




What's a royal ball without a dancing prince?



Her crown must shine!



Her name is Princess Baby!



A Nickname Explosion!

Princess Baby's name is very important to her, but sometimes her mommy and daddy call her by different names: Little Lamb, Missy Muffin, even Creamsicle!

How many different characters with these nicknames can you count?

___ Princess Babies ___ Buttercups ___ Sweet Gumdrops

___ Cupcakes ___ Giggly Geese



Answer Key:

Cupcakes: 5, Giggly Geese: 3
Princess Babies: 4, Buttercups: 3, Sweet Gumdrops: 5

Princess Baby Finger Puppets

Cut out these characters. Have an adult wrap them around your fingers and lock in the tabs.

