

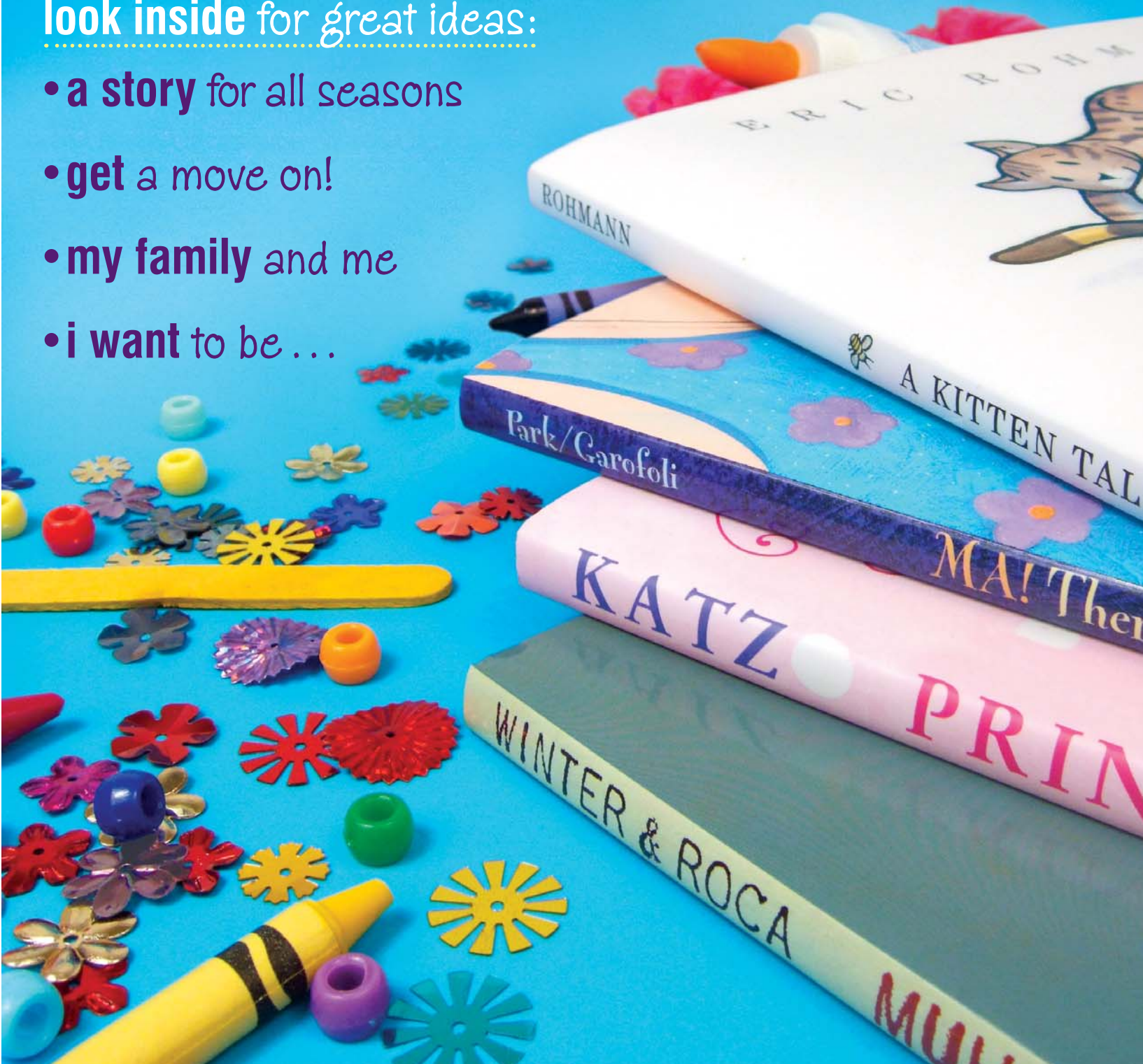
Random House Children's Books

storytime!

Spring 2008

look inside for great ideas:

- **a story** for all seasons
- **get** a move on!
- **my family** and me
- **i want** to be ...






A Kitten Tale

Written and illustrated by Eric Rohmann
Ages 3-6

HC: 978-0-517-70915-3 • (0-517-70915-5)
GLB: 978-0-517-70916-0 • (0-517-70916-3)

The kittens have never seen snow!
Have you seen snow?




A Bunny for All Seasons

Janet Schulman

illustrated by Meilo So
Ages 2-6

HC: 978-0-375-82256-8 • (0-375-82256-9)

What do bunnies do in all four seasons?



How Many Seeds in a Pumpkin?

Margaret McNamara;

illustrated by G. Brian Karas
Ages: 3-7

HC: 978-0-375-84014-2 • (0-375-84014-1)

GLB: 978-0-375-94014-9 • (0-375-94014-6)

Pumpkins plus counting equals
a child-friendly picture book!

lois lenski classics



I Like Winter

Ages 3-6
GLB: 978-0-375-91068-5
(0-375-91068-9)

Spring Is Here

Ages 3-6
HC: 978-0-375-82729-7
(0-375-82729-3)



On a Summer Day

Ages 3-6
HC: 978-0-375-82730-3
(0-375-82730-7)

Now It's Fall

Ages 3-6
HC: 978-0-375-81069-5
(0-375-81069-2)



a story for all seasons

Even the youngest readers love learning about the seasons!
Share these stories and find out what each child's favorite season is.



Illustrations © Eric Rohmann

ACTIVITIES / CRAFTS

muffin cup flowers

WHAT YOU'LL NEED

Construction paper : glitter : glue : safety scissors :
crayons : colored pencils : pipe cleaners

- 1 Give each listener a paper muffin cup to glue on construction paper to make spring flowers.
- 2 Kids can color the muffin cups, add stems, make a vase, etc.



stuffed fall pumpkins

WHAT YOU'LL NEED

Orange construction paper : glue : cotton balls or newspaper

- 1 Prepare pumpkin-sized circle cutouts of orange construction paper for each child. Two circles of paper should be stapled together 3 quarters of the way around, leaving an opening at the top.
- 2 Kids can draw jack-o'-lantern faces on their pumpkins, or their favorite fall pictures.
- 3 After they finish drawing, they can stuff cotton balls or newspaper to fill out the pumpkin shape. Help each child staple the top of the pumpkins closed.



cotton ball snowman

WHAT YOU'LL NEED

Construction paper : glue : cotton balls : pipe cleaners :
glitter : googlie eyes

- 1 Glue the cotton balls down on the construction paper in the shape of a snowman.
- 2 Decorate with googlie eyes, pipe cleaners, and other construction paper shapes like coal eyes and carrot noses.



Reproduce the sheet on the opposite page, and ask your listeners to draw their favorite parts of each of the four seasons. Give them suggestions like favorite things to eat, favorite games to play, or favorite holidays.



Draw your favorite part of each of the seasons.



spring



summer



winter




fall


a story for all seasons




Illustrations © Eric Rohmann




**Muhammad Ali:
Champion of the World**
Jonah Winter
illustrated by François Roca
Ages 4–8
HC: 978-0-375-83622-0 • (0-375-83622-5)
GLB: 978-0-375-93787-3 • (0-375-93787-0)
The story of a sports legend




The Champ: The Story of Muhammad Ali
Tonya Bolden
illustrated by R. Gregory Christie
Ages 5–8
HC: 978-0-375-82401-2 • (0-375-82401-4)
GLB: 978-0-375-92401-9 • (0-375-92401-9)
PB: 978-0-440-41782-8 • (0-440-41782-1)
Float like a butterfly, sting like a bee . . .



**Nothing but Trouble:
The Story of Althea Gibson**
Sue Stauffacher
illustrated by Greg Couch
Ages 5–8
HC: 978-0-375-83408-0 • (0-375-83408-7)
GLB: 978-0-375-93408-7 • (0-375-93408-1)
Is Althea really nothing but trouble?
Or a rising tennis star?



**Good Sports: Rhymes About Running,
Jumping, Throwing, and More**
Jack Prelutsky
illustrated by Chris Raschka
Ages 8 up
HC: 978-0-375-83700-5 • (0-375-83700-0)
GLB: 978-0-375-93700-2 • (0-375-93700-5)
What's your favorite good sport?



Shake My Sillies Out
Raffi
Illustrated by David Allender
Ages 0–4
PB: 978-0-517-56647-3 • (0-517-56647-8)
And wiggle your waggles away!

get a move on!

Storytime's not just for sitting around—let's hear some tales about our favorite sports stars and learn to move our bodies!




Illustration © François Roca


ACTIVITIES / CRAFTS

shake your sillies out

WHAT YOU'LL NEED

Stereo : music

- 1 Have a sing-along with some of your favorite jump-around, move-around songs. Invite young readers to shake their sillies out, jump their jiggles out, and, eventually, yawn their sleepies out.
- 2 Let them make up their own extra verses to the song, keeping bodies moving in many different ways.



storyteller says

- 1 Play a game of Storyteller Says, having children touch their toes, their nose, etc., in sequence. Storyteller can also say to jump up and down, spin around, jump rope, stamp feet, and other indoor activities.



freeze dance

WHAT YOU'LL NEED

Stereo : music to move to

- 1 Put on your readers favorite dancing tunes and get them boogying to the beat.
- 2 When the music stops, they have to freeze, and those who don't freeze are out. But everyone's a winner with these moves!



parachute games

WHAT YOU'LL NEED

Giant parachute : soft balls

- 1 If your storytime space is large enough, have every child grab a piece of the giant parachute. Have a seesaw pull, make large and small waves, or play popcorn, throwing small, soft balls in the middle of the parachute, and keeping them bouncing off the chute with fast movements.
- 2 To the movement of the parachute, tell stories about animals, waves, and other things that move.

my family and me

There are lots of different kinds of family members—let's celebrate all of them! Brothers, sisters, mommies, daddies, grandmas, grandpas, aunts, uncles, cousins, and more!



Illustration © Viviana Garofoli

ACTIVITIES / CRAFTS

popsicle stick picture frames

WHAT YOU'LL NEED

Popsicle sticks : glitter : glue : beads : stickers : paint

- 1 Provide your storytime listeners with popsicle sticks and glue and show them how to glue the sticks together to make picture frames.
- 2 Decorate the picture frames with glitter, beads, stickers, paint, and more.



family puppets

WHAT YOU'LL NEED

Construction paper : safety scissors : glue : crayons : Popsicle sticks


- 1 Prepare cutout people shapes in different sizes (including pets!) and have your listeners draw all the members of their families.
- 2 Glue popsicle sticks to the back of the people, so that kids can hold the cutouts like puppets.
- 3 Have the kids tell everyone about their families using the puppets as actors.

handprint wreath picture frames

WHAT YOU'LL NEED


Construction paper : glue : crayons : glitter : safety scissors

- 1 Have kids trace their hands on construction paper and help them cutout the hands. Each child will need 5 to 7 handprints.
- 2 Gather the handprints together in a circle to form a wreath, with the bottoms of the hands (at the wrists) overlapping in the middle.
- 3 Decorate the wreath with crayons, glitter, etc., but leave the center open for a photo. Wreaths can be hole-punched and tied with string to hang up.



Ma! There's Nothing to Do Here! A Word from Your Baby-in-Waiting

Barbara Park
illustrated by Viviana Garofoli
Ages 2-5
HC: 978-0-375-83852-1 • (0-375-83852-X)
GLB: 978-0-375-93852-8 • (0-375-93852-4)
What's there to do in a womb with no view?



As Big As You
Elaine Greenstein
Ages 0-4
PB: 978-0-553-11234-4 • (0-553-11234-1)
Baby grows bigger through all four seasons.



Mother, Mother, I Want Another
Maria Polushkin Robbins
illustrated by Jon Goodell
Ages 3-6
HC: 978-0-375-82588-0 • (0-375-82588-6)
GLB: 978-0-375-92588-7 • (0-375-92588-0)
PB: 978-0-517-55947-5 • (0-517-55947-1)
All Baby Mouse really wants is another kiss!




My Little Sister Ate One Hare

Bill Grossman
illustrated by Kevin Hawkes
Ages 5-8
HC: 978-0-517-59600-5 • (0-517-59600-8)
PB: 978-0-517-88576-5 • (0-517-88576-X)
Giggle your way through this uproarious counting book!

My Little Sister Hugged an Ape

Bill Grossman
illustrated by Kevin Hawkes
Ages 5-8
HC: 978-0-517-80017-1 • (0-517-80017-9)
GLB: 978-0-517-80018-8 • (0-517-80018-7)
Laugh your way from A to Z
with the riotous little sister!



Princess Baby

Karen Katz
Ages 1-5


HC: 978-0-375-84119-4 • (0-375-84119-9)
GLB: 978-0-375-94119-1 • (0-375-94119-3)
She's not a giggly goose or a cupcake.
She's Princess Baby!



The Police Cloud

Christoph Niemann
Ages 3-7

HC: 978-0-375-93963-4 • (0-375-93963-1)
GLB: 978-0-375-93963-1 • (0-375-93963-6)
Can a small cloud realize his dream
to be a police officer?



Song and Dance Man

Karen Ackerman; illustrated by Stephen Gammell
Ages 3-7

HC: 978-0-394-89330-3 • (0-394-89330-1)
GLB: 978-0-394-99330-0 • (0-394-99330-6)
PB: 978-0-679-81995-0 • (0-679-81995-9)
Once upon a time, Grandpa was
a song and dance man. . . .



New York's Bravest

Mary Pope Osborne
illustrated by Steve Johnson and Lou Fancher
Ages 5-8

HC: 978-0-375-82196-7 • (0-375-82196-1)
PB: 978-0-375-83841-5 • (0-375-83841-4)
Meet Mose, the bravest firefighter that ever lived

i want to be . . .

Some days, you just don't feel like a kid. But with imagination, you can be anything you want to be!



Illustrations © Karen Katz

ACTIVITIES / CRAFTS

pantomimes

WHAT YOU'LL NEED

Props : costumes

- 1 Have each child act out—without the use of words—using props and body movement—who or what they feel like being today.
- 2 Let other children in the circle try to guess what's being acted out. Examples can be swinging a bat like a baseball player or directing traffic like a school crossing guard.



map-drawing activity

WHAT YOU'LL NEED

Construction paper : crayons : colored pencils : glitter

- 1 Many different kinds of people use maps. Pirates use maps to find buried treasure. Police officers use maps to give people directions.
- 2 Using the materials listed, have your listeners decide what kind of map they want to make, either of a real or a make-believe place.
- 3 Then have them share their maps with the circle.



career collages

WHAT YOU'LL NEED

Old magazines : construction paper : safety scissors : glue : crayons : glitter

- 1 Kids can go through the old magazines and cut or tear out pictures or words representing what they might want to be when they grow up.
- 2 Arrange the magazine cutouts on construction paper and glue down to form collages. Decorate the collages with crayons, glitter, etc.
- 3 Have each child share his or her collage with the rest of the storytime circle.



Reproduce the sheet on the opposite page, and ask your listeners who they feel like being today. Have them draw what that person would wear on their head, and then help them cut it out and attach it to a headband. Then go around the storytime circle and have everyone share who they want to be today!



Who do you feel like being today? A princess? An astronaut? What would you wear on your head? A crown? A space helmet? Draw and color a hat. Ask a grown-up to help you cut it out. Fit a two-inch wide strip of paper around your head so that it fits snugly, and tape the ends together. Tape or glue your hat to the headband. Now you can be whoever you want to be today!

A large, empty rectangular area with rounded corners and a pink border, intended for drawing a hat.




Draw your own hat.



i want to be...


more sensational storytime reads!



Wild About Books

Ages 4-8


HC: 978-0-375-82538-5 • (0-375-82538-X)
GLB: 978-0-375-92538-2 • (0-375-92538-4)



Good Night, Monkey Boy

Ages 2-5


PB: 978-0-440-41798-9 • (0-440-41798-8)



I Love You, Blue Kangaroo!

Ages 4-8


PB: 978-0-440-41549-7 (0-440-41549-7)



Dog Eared

Ages 3-6


PB: 978-0-440-41763-7 • (0-440-41763-5)



Duck & Goose

Ages 3-7

HC: 978-0-375-83611-4 • (0-375-83611-X)
GLB: 978-0-375-93611-1 • (0-375-93611-4)



Thelonus Monster's Sky-High Fly Pie

Ages 4-8


HC: 978-0-375-83218-5 • (0-375-83218-1)
GLB: 978-0-375-93218-2 • (0-375-93218-6)



Nonsense!

Ages 3-7


HC: 978-0-375-83306-9 • (0-375-83306-4)



Mind Your Manners, B.B. Wolf

Ages 4-8

HC: 978-0-375-83532-2 • (0-375-83532-6)
GLB: 978-0-375-93532-9 • (0-375-93532-0)



Waking Up Wendell

Ages 4-8

HC: 978-0-375-83621-3 • (0-375-83621-7)
GLB: 978-0-375-93893-1 • (0-375-93893-1)



www.randomhouse.com/librarians

