


How Rocket Learned to Read
Tad Hills
Perfect for back-to-school, a picture book about a puppy who learns to read!
Ages 3-7




Kindergarten Countdown
Anna Jane Hays; illustrated by Linda Davick
A little girl counts off the days by naming what she'll do in kindergarten.
Ages 3-6



Dr. Seuss's ABC: An Amazing Alphabet Book
Dr. Seuss
With Dr. Seuss as your guide, learning the alphabet is as easy as A-B-C.
Ages 5-8



Abigail Spells
Anna Alter
Can Abigail spell her way to the top?
Ages 5-8



How Many Seeds in a Pumpkin?
Margaret McNamara;
illustrated by G. Brian Karas
Pumpkins + counting + simple science + classroom = fun!
Ages 3-7

books to build skills

Get ready to read with these books that are perfect for back-to-school. Plus, make storytime even more special with these "letterific" activities!




Illustration © 2009 by Melissa Sweet.

ACTIVITIES/CRAFTS

alphabet collage

WHAT YOU'LL NEED

Old magazines : safety scissors : glue sticks : crayons
construction paper

- 1 Let your child pick out her favorite letter of the alphabet.
- 2 Go through old magazines and find that letter or things in the magazine that start with that letter.
- 3 Make a collage by gluing the magazine cutouts onto construction paper.




decorate a letter

WHAT YOU'LL NEED

Construction paper : safety scissors : glue : crayons, markers, colored pencils : beads : glitter

- 1 Help your child cut out a giant letter of the alphabet.
- 2 Decorate the letter with crayons or beads, or draw on the letter things that start with the letter. For example, draw some bananas on a B.



letter necklaces

WHAT YOU'LL NEED

Pipe cleaners : string : beads : safety scissors

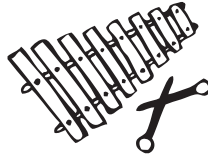
- 1 Give your child a pipe cleaner. String beads onto the pipe cleaner.
- 2 Shape the beaded pipe cleaner into a letter of the alphabet, perhaps the letter of your child's first name.
- 3 Cut a length of string and secure it to the beaded letter. Tie the ends of the string together to make a letter necklace.



! What do you see in the pictures below? Figure out what each picture represents and write the first letter of the name of the object.

























































Illustration © 2009 by Melissa Sweet.

now i know my ABCs

