


Happy Birthday, Little Pookie

• PARTY KIT •



Cut

Fold

**THEN COME TO MY PARTY
AND MUNCH ON SOME CAKE!**


You're invited to _____
party!

Date: _____

Time: _____

Place: _____

RSVP: _____

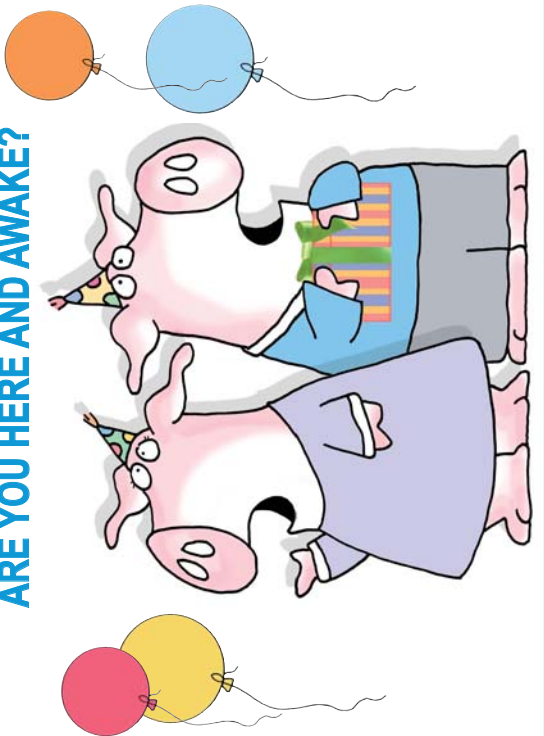


Illustrations © 2010 by Sandra Boynton.

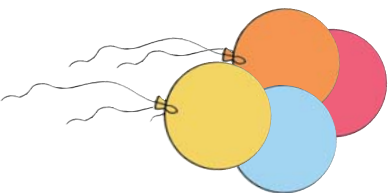
Fold

Fold

**ATTENTION, ALL POOKS!
ARE YOU HERE AND AWAKE?**



Fold



 
www.randomhouse.com/kids
SandraBoynton.com




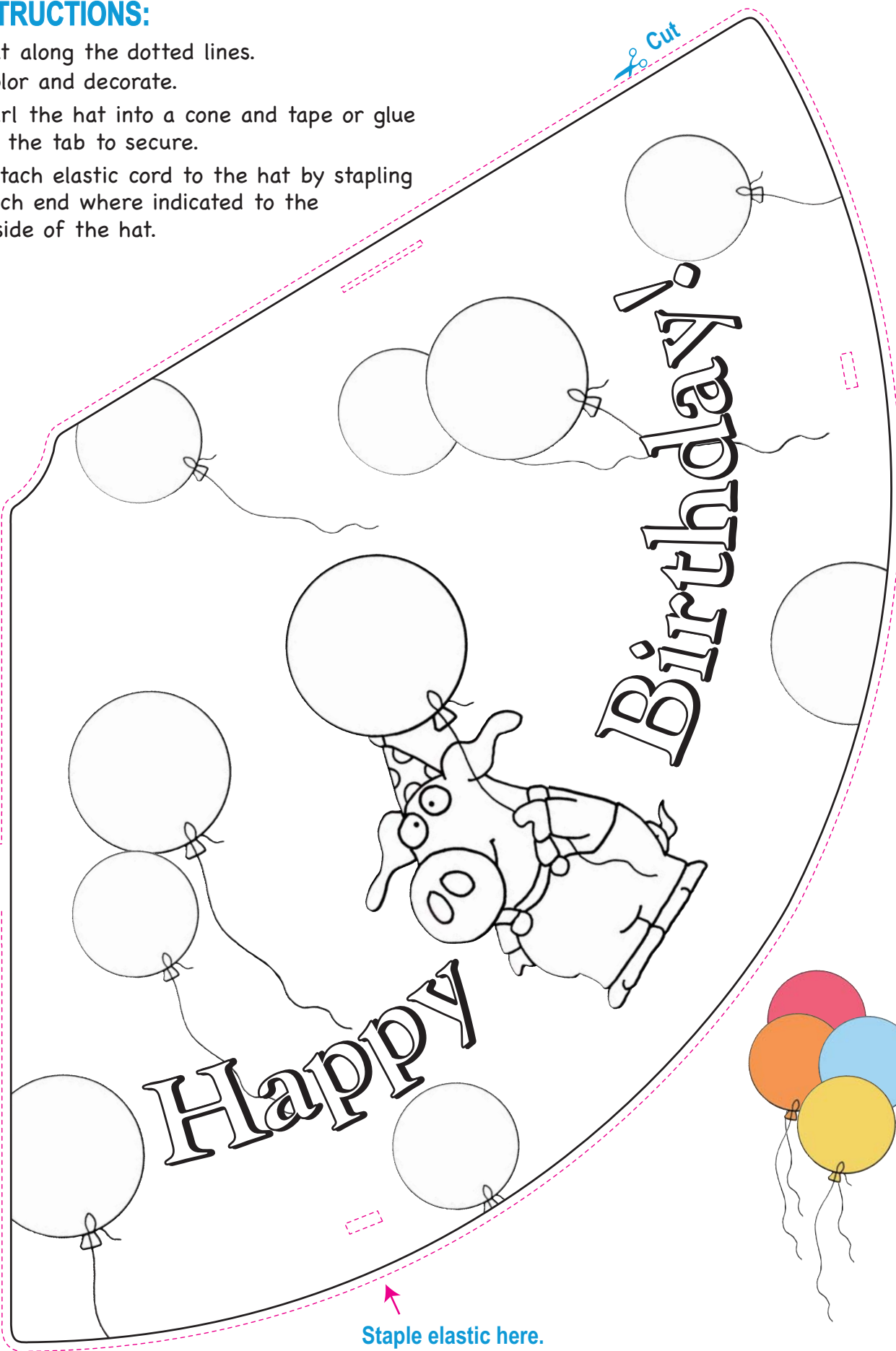
INSTRUCTIONS:

1. Cut along the dotted lines.
2. Color and decorate.
3. Curl the hat into a cone and tape or glue at the tab to secure.
4. Attach elastic cord to the hat by stapling each end where indicated to the inside of the hat.


Cut

Staple elastic here.

Staple elastic here.



Happy Birthday!



Illustrations © 2010 by Sandra Boynton.



robin
corey
books

www.randomhouse.com/kids
SandraBoynton.com

Find Random House Children's Books
on Facebook for more great activities.
[Facebook.com/RandomHouseKids](https://www.facebook.com/RandomHouseKids)

