

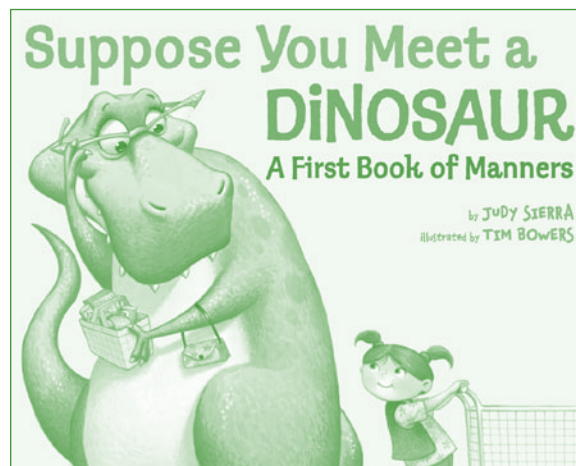


# Well-Mannered Activities for the Classroom

Grades  
PreK–1

## About the Book

Suppose you meet a dinosaur at the grocery store. What would you say? What would you do? Young children will delight in the rhymes of Judy Sierra and the engaging illustrations by Tim Bowers as they navigate their way through common social situations with the help of a friendly and very polite dinosaur. Learning about manners has never been this much fun!



HC: 978-0-375-86720-0  
GLB: 978-0-375-96720-7  
EL: 978-0-375-96729-8

## Lesson 1

**DISCUSSION QUESTION:** What does it mean to have good manners?

**CLASS ACTIVITY—Thumbs Up!** Using another adult or child, role-play the various situations from the book. Demonstrate good manners, but also change the situations to demonstrate bad manners. As you role-play each situation, ask students to identify if you used good or bad manners by using just their thumbs—thumbs up signifies good manners and thumbs down signifies bad manners. Take a look around at all of the thumbs and ask students to explain their answers.

**ENRICHMENT:** Have students do the role-playing and you can join the group of thumbs!

## Lesson 2

**DISCUSSION QUESTION:** How well mannered do you think you are? How many times a day do you think you exhibit good manners?

**CLASS ACTIVITY—Track Your Manners!** Create a chart for each student that lists the well-mannered behaviors exhibited in the book—saying "please" and "thank you," "excuse me," "I'm sorry," "you're welcome," etc. Spend a week focusing on these behaviors and give stickers to students who demonstrate them. See how many students can fill up their chart by the end of the week!

**ENRICHMENT:** Allow students to give stickers to their classmates when they see others demonstrating good manners.

## Lesson 3

**DISCUSSION QUESTION:** Other than the ones discussed in the book, what are some examples of good manners?

**CLASS ACTIVITY—Manner Detectives:** Create signs that illustrate good manners which can be used or seen around your classroom—"wait your turn in line," "cover your mouth when you cough," "hang coats on hooks," "share the blocks," etc. While your students are not in the room, hang those signs in appropriate places around your classroom. When your students return, ask them to be detectives and find all of the ways to be well mannered in your classroom!

**ENRICHMENT:** Have your students create the good manners signs and place them around the classroom for you to find.




Illustrations © 2012 by Tim Bowers

Name: \_\_\_\_\_

## Manners from A to Z

Use the first letter of each phrase to determine where it belongs in the alphabet below. Cut out the phrase and paste it next to the appropriate letter.

**CHALLENGE!** Think of more well-mannered phrases for the letters that are remaining.



A

B

C

D

E

F

G

H

I

J

K

L

M

N

O

P

Q

R

S

T

U

V

W

X

Y

Z

Hello, I'm pleased to meet you.

Excuse me.

Thank you.

I'm sorry.

Yes, please.

No, thank you.

You're welcome.

Good-bye, it was nice to meet you.







# More Books by JUDY SIERRA



**THE SLEEPY LITTLE ALPHABET:**  
A Bedtime Story from Alphabet Town  
*Illustrated by Melissa Sweet*

HC: 978-0-375-84002-9 • GLB: 978-0-375-94002-6



**TELL THE TRUTH, B.B. WOLF**  
*Illustrated by J. Otto Seibold*  
HC: 978-0-375-85620-4  
GLB: 978-0-375-95620-1



**WE ♥ OUR SCHOOL!:**  
A Read-Together Rebus Story  
*Illustrated by Linda Davick*  
HC: 978-0-375-86728-6 • GLB: 978-0-375-96728-3  
EL: 978-0-375-98903-2


**SCHOOLYARD RHYMES:**  
Kids' Own Rhymes for Rope-Skipping,  
Hand Clapping, Ball Bouncing, and Just Plain Fun  
*Illustrated by Melissa Sweet*  
HC: 978-0-375-82516-3

**MIND YOUR MANNERS, B. B. WOLF**  
*Illustrated by J. Otto Seibold*  
HC: 978-0-375-83532-2

**BEASTLY RHYMES TO READ AFTER DARK**  
*Illustrated by Brian Biggs*  
HC: 978-0-375-83747-0 • EL: 978-0-375-98331-3



**WILD ABOUT BOOKS**  
*Pictures by Marc Brown*  
HC: 978-0-375-82538-5  
GLB: 978-0-375-92538-2  
iPad App: 978-0-375-98563-8



**BORN TO READ**  
*Pictures by Marc Brown*  
HC: 978-0-375-84687-8  
GLB: 978-0-375-94687-5



**ZOOZICAL**  
*Pictures by Marc Brown*  
HC: 978-0-375-86847-4  
GLB: 978-0-375-96847-1  
EL: 978-0-375-98473-0




## More Manners Books



**BEING A PIG IS NICE:**  
A Child's-Eye View of Manners  
HC: 978-0-375-84187-3



**ESTIE THE MENSCH**  
HC: 978-0-375-86778-1  
GLB: 978-0-375-96778-8  
EL: 978-0-375-98007-7



**NEVER TEASE A WEASEL**  
PB: 978-0-375-87285-3  
HC: 978-0-375-83420-2



**SCHOOL FOR BANDITS**  
HC: 978-0-375-86768-2  
GLB: 978-0-375-96768-9  
EL: 978-0-375-98907-0



**THANKS A LOT, EMILY POST!**  
HC: 978-0-375-83853-8




Illustration © 2009 by Dan Krall




Illustration © 2010 by John Manders


## More Dinosaur Books




**THE BERENSTAIN BEARS AND  
THE MISSING DINOSAUR BONE**  
HC: 978-0-394-84447-3  
EL: 978-0-375-98316-0



**BUYING, TRAINING & CARING  
FOR YOUR DINOSAUR**  
HC: 978-0-375-83679-4  
GLB: 978-0-375-93679-1



**DEAR TYRANNOSAURUS REX**  
HC: 978-0-375-85608-2  
GLB: 978-0-375-95608-9



**I AM A TYRANNOSAURUS**  
HC: 978-1-58246-413-8  
GLB: 978-1-58246-414-5



**OH SAY CAN YOU  
SAY DI-NO-SAU-?:  
All About Dinosaurs**  
HC: 978-0-679-89114-7  
GLB: 978-0-679-99114-4

Guide prepared by Jamie Simon, an educational consultant in the Washington, D.C. area, who has been involved in education for 10 years as both a teacher and an administrator.

Random House Children's Books • School and Library Marketing • 1745 Broadway, 9-1 • New York, NY 10019 • BN1201 • 01/12