








NAME: _____

Ellie's Big and Little Thoughts

Directions: Ellie is the star of the BIG show in *Big and Little*.
Fill in what you think Ellie is thinking in the bubbles below.



Illustrations © 2007 by John Stadler

For *Big and Little* and other fun flap books,
visit your library or local bookstore.

ADULTS: Reproduce this activity sheet to use with young readers.




www.robincoreybooks.com



NAME: _____

Over-the-Top Opposites

Directions: Opposites are celebrated in *Big and Little* with lots of surprises unfolding along the way. Fill in the missing opposites below. The first one is done for you.





Big & Little

High & _____

_____ & Down

_____ & Night

Good & _____



Illustrations © 2007 by John Stader

For *Big and Little* and other fun flap books, visit your library or local bookstore.

ADULTS: Reproduce this activity sheet to use with young readers.




www.robincoreybooks.com



NAME: _____

A Big Thanks!

Directions: The author of *Big and Little* dedicates his book to Kay and Peter Shumway of Moose Mountain Lodge. If you wrote a book, who would you dedicate it to? Draw the cover for your book below and fill in the dedication line.



For *Big and Little* and other fun flap books, visit your library or local bookstore.

ADULTS: Reproduce this activity sheet to use with young readers.



www.robincoreybooks.com